



28 October 2013

The Manager-Listings
Australian Securities Exchange Limited
Exchange Centre
20 Bridge Street
SYDNEY NSW 2000

Via electronic lodgement

Dear Sir

Demerger of Recall Holdings Limited (Recall) by Brambles Limited (Brambles)

Enclose an investor information pack relating to the proposed demerger of Recall by Brambles. The pack will be presented to investors leading up to the meeting of Brambles' ordinary shareholders to be held on 3 December 2013 to vote on the scheme of arrangement to effect the demerger.

Yours faithfully
Brambles Limited

Robert Gerrard
Company Secretary



Investor Presentation

28 October 2013

Disclaimer

This presentation contains general information in summary form which is current as at 28 October 2013. The information contained in this presentation and any supporting materials was obtained from Recall Holdings Limited ("Recall") and other third-party sources.

This presentation and the information contained in it is not investment or financial product advice and is not a recommendation or advice in relation to Recall, Brambles Limited ("Brambles") or their subsidiaries or the proposed demerger of Recall from Brambles' remaining businesses ("Demerger"). Further information on the Demerger is contained in the scheme book dated 23 October 2013. It has been prepared without taking into account the investment objectives, financial situation or particular needs of any particular person. This presentation does not contain all information relevant or necessary for an investment decision or for Brambles' shareholders to determine whether to vote in favour of the Demerger. They should consult with their own professional advisors in connection with any investment or voting decision.

The information in this presentation is for general information only. To the extent that certain statements contained in this presentation may constitute "forward-looking statements" or statements about "future matters", the information reflects Recall's intent, belief or expectations at the date of this presentation. Any such forward-looking statements, including projections, guidance on future revenues, earnings and estimates have been prepared by the management of Recall based on opinions and estimates relying on assumptions and contingencies which are subject to change without notice. Forward-looking statements should not be relied upon as an indication or guarantee of future performance. They involve known and unknown risks, uncertainties and other factors that may cause Recall's actual results, performance or achievements to differ materially from any future results, performance or achievements expressed or implied by these forward-looking statements.

No representation or warranty, express or implied, is made as to the fairness, accuracy, completeness or correctness of the information, opinions and conclusions contained in this presentation. To the maximum extent permitted by law, none of Recall, Brambles, their subsidiaries, their advisors, their affiliates and their respective officers and employees, nor any other person, accepts any liability or responsibility, including, without limitation, any liability arising out of fault or negligence, for any loss arising from the use of the information contained in this presentation. In particular, no representation or warranty, express or implied, is given as to the accuracy, completeness or correctness, likelihood of achievement or reasonableness of any forward-looking statements or statements about future matters contained in this presentation.

The distribution of this presentation outside Australia may be restricted by law. Any recipient of this presentation outside Australia must seek advice on and observe any such restrictions. This presentation may not be reproduced or published, in whole or in part, for any purpose without the prior written permission of Recall and Brambles.

The statements in this presentation are made only as at the date of this presentation unless otherwise stated and remain subject to change without notice. None of Recall, Brambles and their respective officers and employees, nor any other person, accepts any obligation to correct or update information in this presentation.

Intellectual Property

Recall or its affiliates owns or has rights to trademarks, service marks or trade names that it uses in conjunction with the operation of its businesses. In addition, Recall's name, logo and certain logos of its services are its service marks or trademarks. Not all third-party trademarks or service marks have been marked as such. Each trademark, trade name or service mark of any other company appearing in these materials belongs to its holder.

Agenda



- 1 Introduction
- 2 Investment Highlights
- 3 Business Strategy
- 4 Financial Overview

Note: All dollar amounts in the presentation are US dollars unless otherwise stated. All financials in this presentation are Pro Forma for standalone corporate costs and the impact of the acquisition of an additional 51% of Recall Singapore. Further details on financials are contained in the Demerger Scheme Book.

3



Key Takeaways



- **Leading information management solutions provider in large, growing and fragmented market**
 - Strong market positions: global footprint in 23 countries
 - Stable, recurring revenue streams
 - Strong cash flow
 - Initial target dividend pay-out ratio intended to be at least 60% of NPAT
 - Net debt of ~\$500M (~2.4x FY13 Pro Forma Underlying EBITDA)
- **Confident in ability to deliver revenue and Underlying Profit growth for FY14, in constant currency^(1,2,3)**
 - Supported by 1Q14 trading performance and long-term fundamentals

Well positioned to deliver profitable growth⁽²⁾

(1) Constant currency results are presented by translating both current and comparable period foreign currency results into US dollars at the actual monthly exchange rates applicable in the comparable period.
(2) Future results, performance or achievements are subject to market conditions, unforeseen circumstances and risks, and accordingly may differ from this outlook.
(3) After adjusting for one-time demerger and standalone expenses. The second-half financial result of FY14 is expected to be stronger than the first half.

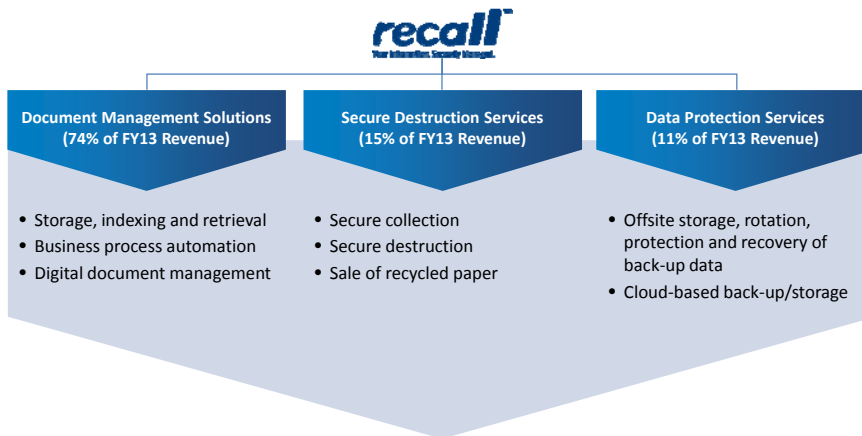
4



Whiteboard Marketing Video



Service Offerings



Global Provider of Information Management Solutions

Note: All financials are Pro Forma.



Customer Value Proposition



Document Retention Drivers

Growing information management industry

- Regulatory requirements
- Litigation
- Security
- Complexity of information

Customer Needs

Comprehensive solutions

- Spans physical and digital
- Auditable security standards
- Standardised systems
- Easy access and retrieval


Recall business focus

Essential business records and high value documents

- Physically verifiable
- Required by law/regulation
- Assertion of right/claim
- Customer defined

Examples of typical documents

- Financial services: mortgage/loan records, customer account histories
- Insurance/legal: titles, wills and trusts; policy and claims records
- Healthcare: patient records; doctor communications

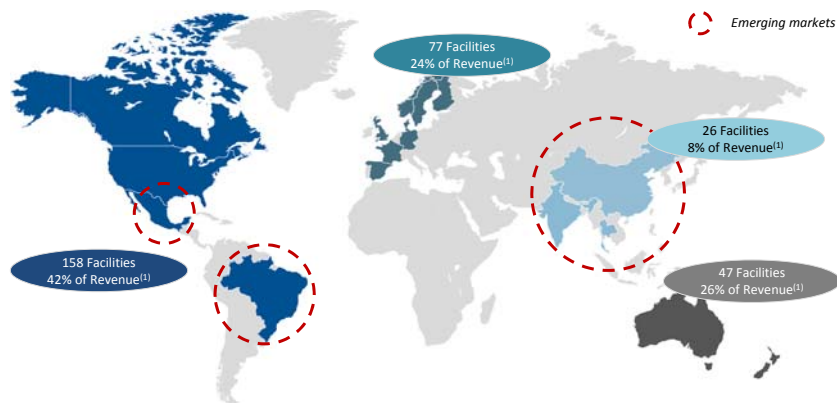


2. Investment Highlights

Value Drivers



Strong Global Platform



- Global business: 308 facilities in 23 countries
- Exposure to higher growth emerging markets
 - Enhanced through recent consolidation of Singapore JV

⁽¹⁾ FY13 Pro Forma Revenue.

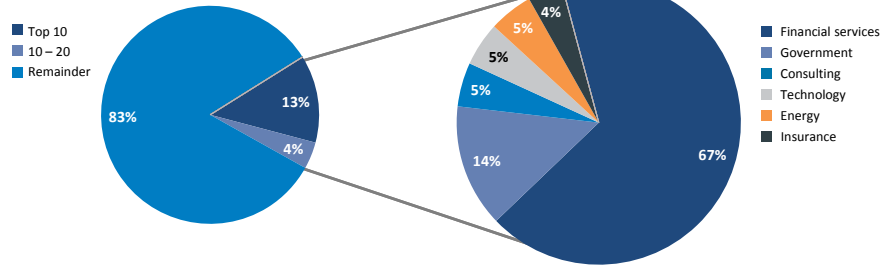


Diverse, High Quality Customer Base



Customer Concentration⁽¹⁾

Split of Top 20 Customers



- Recall services ~80% of the Fortune 100 and >65% of the Fortune 500
- Customers include multinational companies to medium and small enterprises

(1) Based on FY13 Pro Forma Revenue.

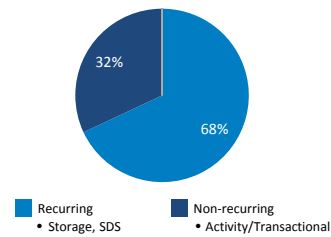
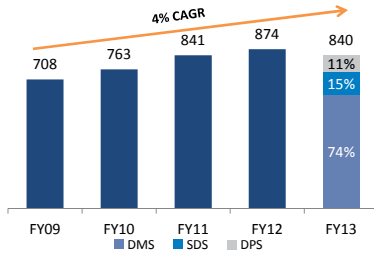


Stable and Recurring Revenue



Historic Revenue Growth

FY13 Revenue – Estimated 68% Recurring

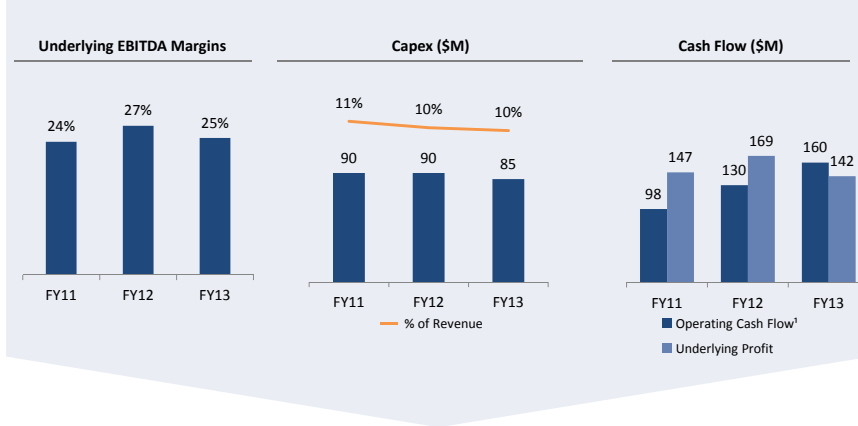


- Contract terms create high switching costs
- 16 of our top 20 customers with Recall for over 12 years

Note: All financials are Pro Forma.



Attractive Margins and Cash Flow



Cash flow and margins support dividends and growth investments

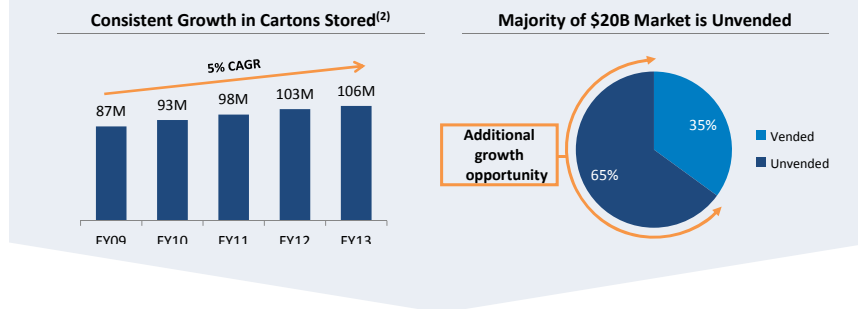
Note: All financials are Pro Forma.
 (1) Net operating cash flows after capital expenditure and standalone corporate costs, before financing costs and tax.



Well Positioned for Growth: Physical



- \$20B per annum market size⁽¹⁾
- Proven ongoing demand for long-term physical storage



Unvended sector presents substantial incremental growth opportunity

(1) Recall management estimates of the global physical document management market based on industry research.
 (2) Average number of cartons stored over period.



Well Positioned for Growth: Digital



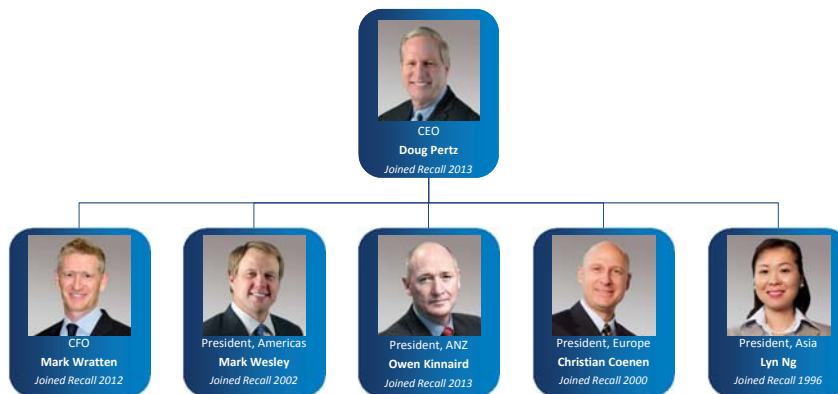
- Recall capitalising on digital growth opportunity
 - Business process and workflow solutions drive customer cost efficiencies
 - Cloud-based content management systems store, manage and back-up data
 - Tailored solutions help reduce risk and drive business value




Experienced Management Team



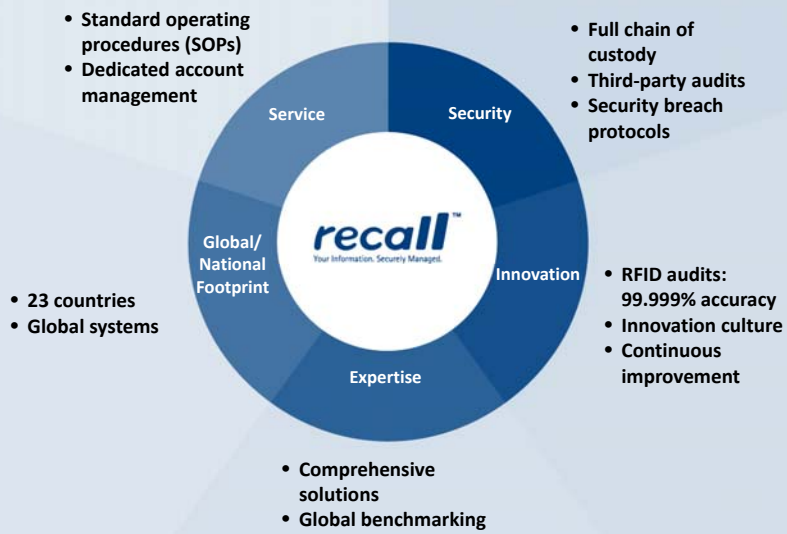
- Significant information management industry experience
- Proven track record of successfully managing and growing international businesses



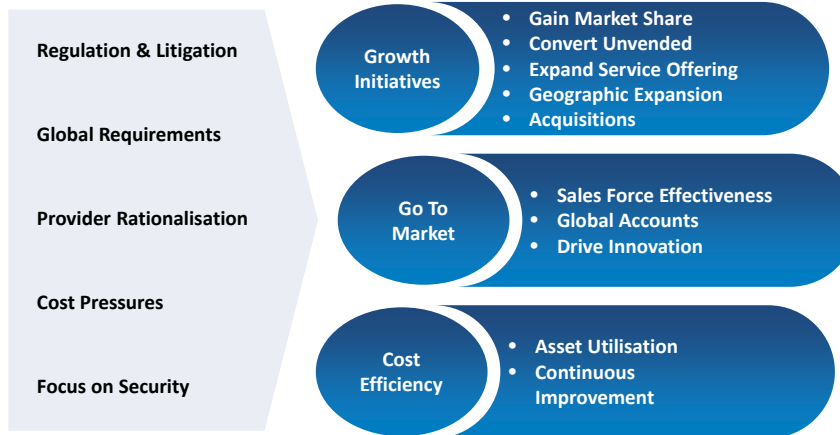


3. Business Strategy

Competitive Differentiation



Market Drivers and Strategy Initiatives




Examples of Key Customer Wins



Strategy Initiative	Customer Type	Solution
Gain Market Share	Large Global Bank Major NZ Insurance Co	Physical
Convert Unvended	Regional Law Firm US Healthcare Provider	Physical
Expand Service Offering	Top Brazilian Insurance Co Major Australian Airline	Digital Solution (w/Physical) Scanning & Hosting (ECM)
Geographic Expansion	Top 10 Global Bank Global Financial Services Co	Physical
Digital Innovation	Australian Hospital Global Industrial Co	Digital Solutions Paperless Hospital/Workflow



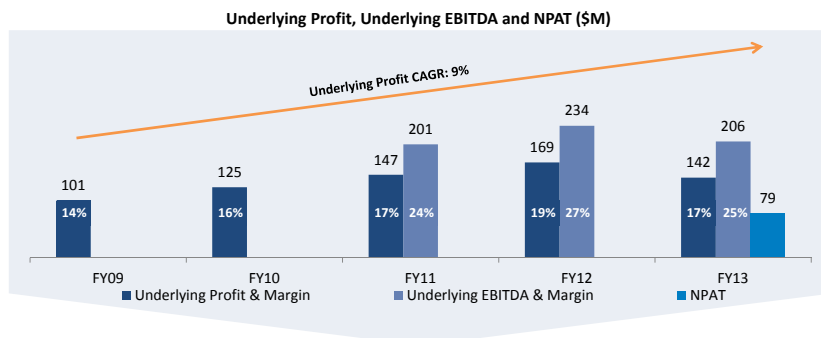


4. Financial Overview

Historical Financial Profile



- FY12: Business prepared for sale with aggressive cost-out and low business development
- FY13: Impacted by sale process, lower transactional activity, lower paper prices and normalisation of business development and other costs



Growth in revenue and Underlying Profit expected in FY14^(1,2)

Note: All financials are Pro Forma.

(1) After adjusting for one-time demerger and standalone expenses.

(2) The second half of FY14 is expected to be stronger than the first half.



Capital Structure



- Recall net debt at Demerger of approximately \$500M
- \$800M multi-currency syndicated facility
 - Combination of three-year and five-year maturities
 - Covenants:
 - Net debt⁽¹⁾ to EBITDA: less than 3.5x
 - EBITDA to net finance costs: not less than 3.5x

Net debt/FY13 Pro Forma Underlying EBITDA: ~2.4x at demerger⁽²⁾

(1) Cash adjusted to reflect Demerger transaction costs to be incurred by Recall; approximately \$6M of the Recall Demerger transaction costs are expected to be incurred by Recall after the Demerger.

(2) Based on Pro Forma Underlying EBITDA of \$206M.

23



Target Dividend Policy⁽¹⁾



- First dividend September/October 2014
- Dividends paid in Australian Dollars
- Franking of dividends to the extent practicable⁽²⁾
 - Franking not expected until FY15
 - Franking expected to be between 20% and 40% for the foreseeable future

Initial target dividend pay-out ratio intended to be at least 60% of NPAT

(1) Dividend policy will be determined by the Recall Board at its discretion and may change over time.

(2) Level of franking is subject to the amount of tax paid in the future, the existing balance of franking credits and other factors considered relevant by the Recall Board.

24



Trading Update and Outlook⁽¹⁾



- Total 1Q14 Pro Forma Sales Revenue: \$206M, up 3% in constant currency⁽¹⁾
 - Reflects 8% growth in core DMS business: driven by growth in carton storage volumes and revenue, as well as related activities
 - Offset by lower revenue in SDS business: due to lower one-off service activity and paper prices

Confident in ability to deliver revenue and Underlying Profit growth for FY14, in constant currency^(2,3)

(1) Constant currency results are presented by translating both current and comparable period foreign currency results into US dollars at the actual monthly exchange rates applicable in the comparable period. Actual currency Pro Forma Sales Revenue in 1Q14 was down 0.4%.

(2) Future results, performance or achievements are subject to market conditions, unforeseen circumstances and risks, and accordingly may differ from this outlook.

(3) After adjusting for one-time demerger and standalone expenses. The second-half financial result of FY14 is expected to be stronger than the first half.

25



Key Takeaways



- **Leading information management solutions provider in large, growing and fragmented market**
 - Strong market positions: global footprint in 23 countries
 - Stable, recurring revenue streams
 - Strong cash flow
 - Initial target dividend pay-out ratio intended to be at least 60% of NPAT
 - Net debt of ~\$500M (~2.4x FY13 Pro Forma Underlying EBITDA)
- **Confident in ability to deliver revenue and Underlying Profit growth for FY14, in constant currency^(1,2,3)**
 - Supported by 1Q14 trading performance and long-term fundamentals

Well positioned to deliver profitable growth⁽²⁾

(1) Constant currency results are presented by translating both current and comparable period foreign currency results into US dollars at the actual monthly exchange rates applicable in the comparable period.

(2) Future results, performance or achievements are subject to market conditions, unforeseen circumstances and risks, and accordingly may differ from this outlook.

(3) After adjusting for one-time demerger and standalone expenses. The second-half financial result of FY14 is expected to be stronger than the first half.

26






Document Management Solutions | Secure Destruction Services | Data Protection Services



Investor Presentation

28 October 2013



Appendices

Board of Directors⁽¹⁾



Ian Blackburne, Chairman⁽²⁾

- Current Chairman of Aristocrat Leisure (ASX) and Director of Teekay Corporation (NYSE)
- Former Chairman of CSR and the Australian Nuclear Science & Technology Organisation
- Former Non-Executive director of Suncorp-Metway and Symbion Health



Doug Pertz, CEO⁽²⁾

- Joined Recall in April 2013 from Bolder Sanitation Group, where he was Chairman and CEO
- Previously CEO for a number of companies, including Clipper Windpower, IMC global and Culligan Water Technologies
- Previously group executive at Danaher and held various international management roles with Cummins Engine Company and Caterpillar



Neil Chatfield, Independent Non-Executive Director⁽²⁾

- Non-Executive Chairman of Seek since 2012 and Director since 2005
- Non-Executive Chairman of Virgin Australia since 2007 and Director since 2006
- Non-Executive Deputy Chairman and Director of Grange Resources since 2009 and Non-Executive Director of Transurban Group since 2009
- 30 years experience in the transport and resource industries including Director of Toll Holdings and Whitehaven Coal



Tahira Hassan, Independent Non-Executive Director⁽³⁾

- Non-Executive Director of Brambles since December 2011
- Formerly Nestlé Senior Vice President & Head of Global Supply Chain, Senior Vice President and Global Business Head for Nescafé Ready to Drink and Vice President, Deputy Operations, Zone Americas

⁽¹⁾ Recall expects to add one additional Non-Executive Director upon Demerger with one or two Non-Executive Directors to be added in the future.

⁽²⁾ Initial Recall Board members.

⁽³⁾ Following the Demerger, Tahira Hassan will join the Recall Board. She will also remain a member of the Brambles Board.



Key Risks Associated with an Investment in Recall



Some of the key risks associated with Recall include⁽¹⁾:

- Inability to maintain information security or inadequate contract management
- Inability to comply with regulatory obligations (including increased governmental focus on data security and privacy)
- Competition and loss of major customers
- Failure to adapt to business environment changes
- Reduction in physical paper records storage
- Disruptions to systems and technology impairing ability to provide services
- Fluctuations in commodity prices (e.g. paper prices) and raw material availability
- Inability to attract, develop and retain high performing individuals
- Insufficient growth or inability to execute strategy
- Inability to innovate or take advantage of technological advancements
- Inability to manage occupational health and safety obligations
- Impact of fires or other unexpected events

⁽¹⁾ See Sections 4.4 and 4.6 of the Scheme Book for the Demerger of Recall by Brambles for a description of these and other risks.

