



















Brambles' FY16 Performance against 2020 Sustainability Goals

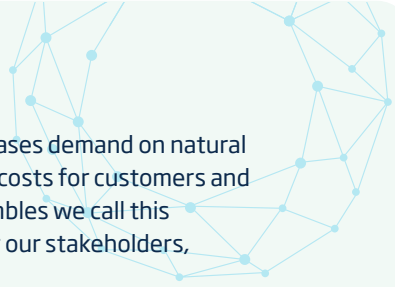
	Main Goal	Performance against goals	Change since FY15	SUSTAINABLE DEVELOPMENT GOALS
	Zero Deforestation Brambles' aims for 100% of wood to come from certified sources by 2020 100% Chain of Custody Certified (COC) by 2020	97.3% wood from certified sources	↑ 0.3% Improvement	 
		48% wood carrying full Chain of Custody Certification	↑ 5% Improvement	
	Zero Emissions 20% CO ₂ reduction in emissions per unit delivered Yearly improvement in energy provided from renewable sources	6.5% reduction in tCO ₂ /unit delivered	↓ 6.5% Improvement	 
		15% energy from certified renewable sources	↑ 2% Improvement	
	Zero Waste Zero product (wood and plastic) waste to landfill	72% Brambles' largest managed sites diverted wood from landfill	New Baseline	
		95% Brambles' largest managed sites diverted plastic from landfill	New Baseline	
	Better Supply Chains Yearly environmental improvements in Brambles' customers supply chain ¹	2.3 MtCO ₂ saved	↑ 142% Improvement	 
		12,258 Ml of water saved	↑ 11% Improvement	
		1.4 million m ³ of wood saved	↑ 8% Improvement	
		1.3 Mt of waste diverted from landfill	↑ 202% Improvement	
		3,924 tonnes food waste saved from RPCs	↑ 19% Improvement	
		1.4 million trees saved by share and reuse model	↑ 8% Improvement	
	Better Collaboration Yearly improvement in customer collaboration projects	177 customers	↑ 14% Improvement	
		34,978,185 km and 35,034 tCO ₂ saved through transport collaboration	New Baseline	
	Better Workplace 25% reduction in Brambles Injury Frequency Rate (BIFR) 30% of leadership positions are held by women including 30% at Board level and 30% at management level by 2018 Global best practice employee engagement	9.7 BIFR	↓ 27% Improvement	   
		30% women on Brambles' Board	Maintained	
		25% (1% increase of women in management positions)	↑ 1% Improvement	
72% employee engagement		Steady		
69% employee enablement	↑ 2% Improvement			
	Volunteering Time Interim target of 1 day per employee per year (Provision of 3 days per employee per year)	1.15 - volunteer hours/employee/year	↑ 25% Improvement	 
		17,215 - employee hours volunteered	↑ 37% Improvement	
	Donations Contribute 0.7% of pre-tax profits to our Better Communities programs	US\$3,040,000 - 0.4% of pre-tax profit	↑ 25% Improvement	

¹Life cycle assessment (LCA) performance is driven by increased production and inclusion of Australian and South African LCAs for the first time.

A full description of the main goals is available on the Brambles website

SHARING & REUSING CREATES SUSTAINABLE VALUE

Our **sharing and reusing** circular model decreases demand on natural resources and our network advantage reduces costs for customers and makes supply chains more sustainable.² At Brambles we call this **Sustainable Value** and it's what we create for our stakeholders, everyday.



PRODUCER



MANUFACTURER



SERVICE CENTRE




RETAILER

**SHARING
& REUSING**
CREATES
SUSTAINABLE
VALUE



97.3% of our wood was from **certified sources**



30% of our **RPCs and Containers** had **recycled content**³

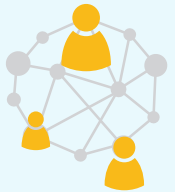
Customers sharing and reusing our pallets & RPCs saved **1.4 million trees** and over **12,000 megalitres of water**



By repairing and reusing our pallets we reduced wood consumption by **1.4 million cubic metres**



Our customers saved **2.3 million tonnes CO₂** and **1.3 million tonnes of waste** by using our pallets and RPCs



By collaborating with customers we saved **35,000 tonnes CO₂** and **35 million kilometres** in trips



Our RPCs saved over **3,920 tonnes of food waste**

Our in-kind equipment donations helped redistribute over **170,000 tonnes** of rescued food, which provide over **320 million meals** for those in need³



¹ Life cycle assessment (LCA) performance is driven by increased production and inclusion of Australian and South African LCAs for the first time.

² Brambles' network advantage is derived from the scale and density of its service centre and customer networks.

³ This calculation not covered by assurance. The method is detailed in the supplementary document on the Brambles' web site, <http://www.brambles.com/sustainability>